

GROUND ZERO[®]

GERMAN ENGINEERING

IRIDIUM-SERIES AMPLIFIER

OWNER'S MANUAL

GZIA 1.1450DX-II

Features

- High efficient class D amplifier
- 1 Ohm stable mono
- High-level input with Auto-On
- Up to 12 dB adjustable bass boost (@45 Hz)
- Phase shift switch (0°/180°)
- Adjustable input sensitivity
- Bass remote control
- Thermal / short circuit / overload protection

Recommended wiring

	GZIA 1.1450DX-II
Speaker wires	min 2.5 mm ² / 13 AWG
Power supply wires	min 25.0 mm ² / 3 AWG
High-level input wires	min 1.00 mm ² / 18 AWG
Remote wire	min 0.75 mm ² / 20 AWG

Mounting instructions

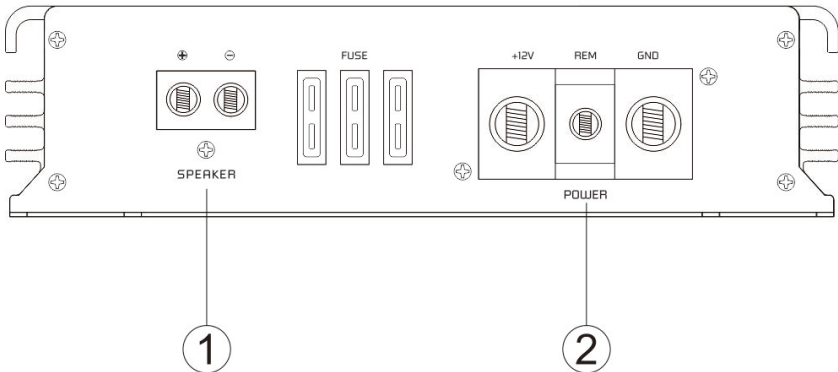
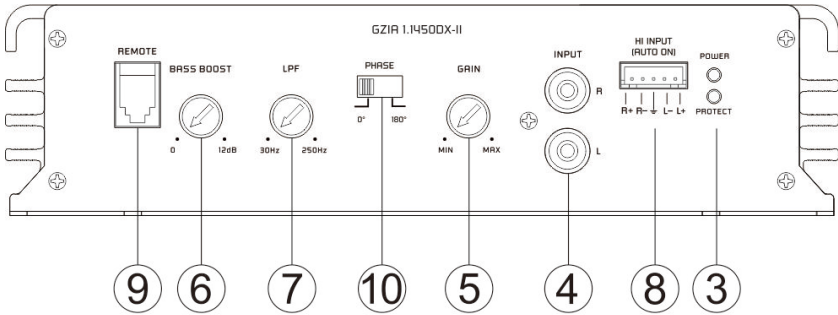
- As a precaution, it is recommended to disconnect the vehicles battery before mounting (also note the vehicles manuall)
- The power supply wire (+12 V) has to be protected within max. 20 cm / 8" by a main fuse holder with matching fuse value (Main fuse value has to be equal to the sum of values of the fuses of each connected device)
- If necessary, replace a defective fuse with the identical value only
- Never drill a hole to the vehicles gas tank or brake lines, to wirings or any other important vehicle part!
- Never pass wires over sharp edges or vehicle parts
- Keep the wiring away from the antenna and electronic devices contributing to radio reception
- Lay the power supply wiring always separated from speaker wiring
- The amplifier contains a temperature protection circuit that turns the device off in case of overheating. After a cooling time, it will turn on again automatically. To avoid heat buildup, sufficient air supply for cooling must be provided. Never cover the surface of the heatsink entirely.
- The amplifier should not be mounted on a strongly vibrating part or surface (e.g. subwoofer enclosure)
- If a pre-amplified output (RCA) is available (at the head unit), it is recommended to make use of them

WARNING !

Powerful car audio systems are able to create extremely high SPL similar to real live concert levels. Permanent exposure to excessively high sound levels may cause damage to or loss of the hearing.

Furthermore, operation of a motor vehicle while listening to audio equipment at high volume levels may impair your ability to concentrate on road traffic and external sounds such as horns, warning signals or emergency vehicles. In the interest of general and own safety, it is recommended to listen to music at appropriately low volume levels while driving.

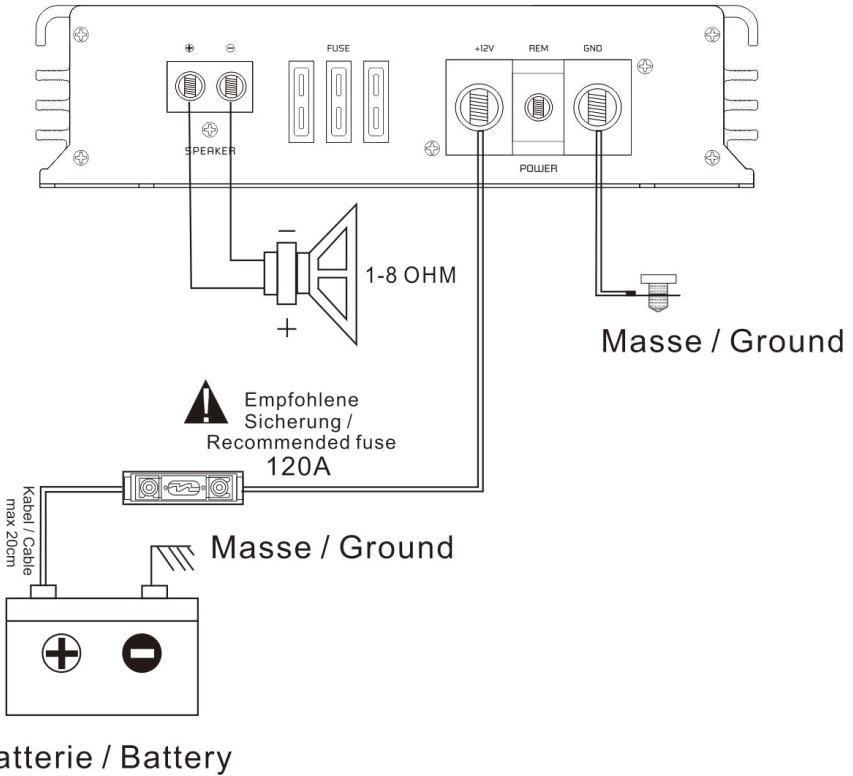
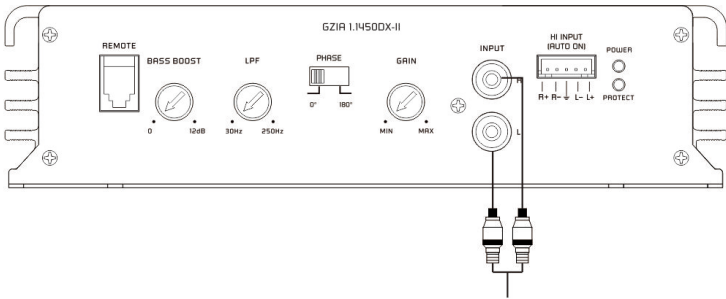
Controls & Features – GZIA 1.1450DX-II



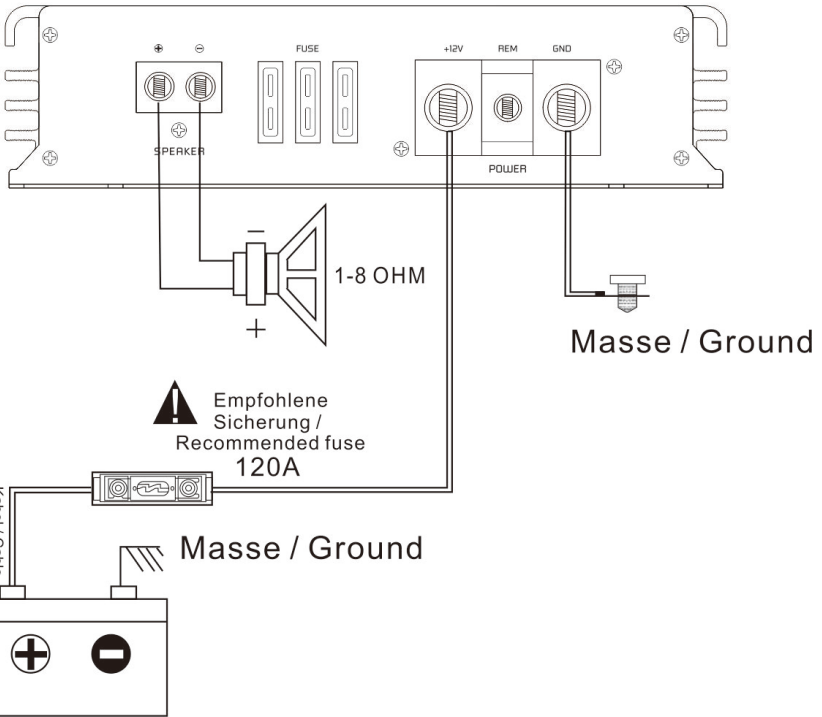
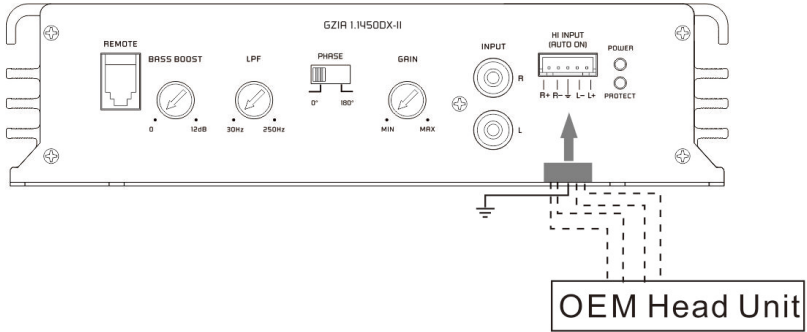
Controls & Features GZIA 1.1450DX-II

1	SPEAKER terminal	Speaker connection
2	POWER supply terminal	GND -> ground terminal REM -> remote wire / not to be used with high-level input (8) BATT+ -> +12 Volt wire from battery terminal
3	Status LEDs	POW -> green -> ok (correct operation) PROT -> red -> error / protection
4	INPUT (RCA input)	Input sockets to connect RCA wires - to avoid any malfunction, it is recommended to use only high quality RCA cables <u>Cable recommendation:</u> GCZZ X-TP series (available lengths 0.57 / 1.14 / 3.14 / 5.49 m) IMPORTANT: High-level and RCA inputs should never be used simultaneously! This may cause serious damage to the amplifier.
5	GAIN control	Controller to adjust the input sensitivity
6	BASS BOOST control	Controller to adjust the bass boost level (0 to +12 dB at 45 Hz)
7	LOW-PASS (LPF) control	To adjust the required crossover point. Frequencies above the selected crossover point will be filtered (30 Hz to 250 Hz)
8	HIGH LEVEL input	Instead of using the RCA input (4), the high-level input can be used. To connect the speaker output of the head unit directly. If used, the amplifier turns on automatically (Auto-On) The REM (remote) input of the power supply terminal remains unused IMPORTANT: High-level input and RCA inputs should never be used simultaneously; this may cause serious damage to the amplifier
9	REMOTE socket	To connect the bass remote control
10	PHASE CONTROL switch	To select the phase (0° / 180°) of the connected subwoofer in relation to further speakers (e.g. front speakers)

RCA input wiring – GZIA 1.1450DX-II



Highlevel input wiring – GZIA 1.1450DX-II



Specifications

Model	GZIA 1.1450DX-II
Amplifier type	Mono class D
RMS Power @ 4 Ω CEA Standard CEA-2006-A	400 W (1% THD+N)
Max Power @ 4 Ω	500 W (10% THD+N)
RMS Power @ 2 Ω CEA Standard CEA-2006-A	750 W (1% THD+N)
Max Power @ 2 Ω	850 W (10% THD+N)
RMS Power @ 1 Ω CEA Standard CEA-2006-A	1250 W (1% THD+N)
Max Power	1450 W (10% THD+N)
Damping factor	> 100
Low pass filter	30 Hz – 250 Hz (12 dB/Oct)
Bass boost	0 ~ +12 dB (45 Hz)
Frequency response	10 Hz – 250 Hz (\pm 1 dB)
Input sensitivity	200 mV – 6 V (\pm 5%)
Bass remote	✓
Fuse(s)	3x 40A
Dimensions w x h x l (mm)	192 x 49 x 360
Dimensions w x h x l (inch)	7.56 x 1.93 x 14.17

Trouble shooting guide

Symptoms	Check / Cause	Action
No audible sound	Does the POW LED turn to green?	Check protection fuse(s) of the amplifier Check remote wire connection (RCA input mode) Check +12 Volt power supply wire connection Check ground wire connection
	Did the PRO LED turned to red?	Check for speaker short or amplifier overheating
Device does not turn on	Power supply of the amplifier?	Check power wire or connections
	Remote wire powered? (RCA input mode)	Check remote wire connection to the head unit
No sound on one channel	Speaker wiring undamaged?	Check for short circuit or open connections
	Input signal on both RCA leads?	Reverse left and right RCA inputs to check the audio input signal
Device turns off at medium / high volume	Load impedance of each speaker correct?	Check if each speaker load impedance matches the technical specifications of the amplifier
Status LED turned on red	Temperature protection circuit active	Decrease head units volume / wait for cooling
	Speaker wires short / speaker damaged	Check speaker / wires and insulate if necessary

Terms of warranty

The limited warranty for this product is covered by Ground Zero's local distribution partners and their terms and conditions. For further information contact your local retailer or distributor.

Ground Zero GmbH

Erlenweg 25, 85658 Egming, Germany

Tel. +49 (0)8095/873 830 Fax -8310

www.ground-zero-audio.com

